




**Construction Survey Report 2026:**

# **Managing Project Changes in the Age of AI**



# Executive Summary

Managing mid-project changes, such as RFIs, change orders and variation requests, is the second most cited day-to-day challenge for construction project managers globally, second only to keeping projects on schedule. This report examines how those changes affect project outcomes, where accountability breaks down, and what the data shows about the growing performance gap between teams that have adopted digital and AI tools and those that have not.

Drawing on the views of 1,728 construction professionals accountable for on-time and on-budget project delivery across Europe, the Middle East and Asia-Pacific, the findings reflect the day-to-day reality of those managing these pressures on the ground.

## Key findings include:

1

**2 in 3** respondents report that mid-project changes lead to **budget overruns** in many or most of their **projects**, and **1 in 4** respondents estimate delayed approvals typically **add more than a month to project timelines**.

2

Respondents who can **easily locate documentation** are twice as likely to feel **confident** demonstrating which party was responsible for delays and cost impacts, and yet **nearly 8 in 10** report that at least half of their **documentation lives across unconsolidated communication channels**.

3

**More than half** of respondents have already **adopted a central digital tool** to track mid-project changes, and of these adopters **4 in 5** report an improved ability to **control costs or protect project margins**.

4

**More than half** would be **more likely to stay with an organisation** that significantly **increased investment in technology and AI**. This places AI investment alongside some of the most established drivers of employee retention.

# Key Insights by Chapter

1

## Mid-Project Changes: The Impact on Budgets and Timelines

- Delayed approvals and slow responses are the most common challenge in managing mid-project changes, and **nearly three quarters** of respondents report that **approvals are often received after agreed timeframes**.
- **1 in 4** respondents estimate delayed approvals typically **add more than a month to project timelines**, this becomes more than twice as likely among those where approvals are almost always late.
- **2 in 3** respondents report that mid-project changes lead to **budget overruns in many or most of their projects**.
- **More than a third** of respondents fail to recover most additional change-related costs, with overruns absorbed rather than redirected to the responsible party. But this is not inevitable, where respondents can easily track ownership of change requests through the approval process, **nearly 7 in 10** successfully recover the majority of additional change-related costs.

[Read chapter ▶](#)

2

## Scattered Records: The Hidden Risk Behind Claims and Disputes

- Nearly two thirds of respondents report **fewer than 5%** of their projects **escalate to formal dispute**, yet only 5% say they never **need to reconstruct project history** for disputes or claims. The operational burden of reconstruction falls on almost every team, regardless of whether issues formally escalate.
- **Nearly 8 in 10** respondents report that at least half of their **documentation lives across unconsolidated communication channels** (email threads, text messages, phone calls), yet those who can **easily locate documentation are twice as likely** to feel **confident** demonstrating which party was responsible for delays and cost impacts when disputes arise.
- The consequence is measurable. Where respondents report a **lack of confidence** in demonstrating which party was responsible for delays or cost impacts as a result of mid-project changes, the risk of above-average **dispute escalation is 75% higher** than among those who feel very confident.

[Read chapter ▶](#)

# Key Insights by Chapter

3

## Digital Adoption: Strong Returns for Adopters

- More than half of respondents have already adopted a central digital tool to track mid-project changes, and of these adopters, **4 in 5** report improved ability to **control costs or protect project margins**. Benefits also extend to faster approvals and responses, directly addressing the most common pain point in managing mid-project changes.
- For those yet to adopt, the data is clear: non-adopters are **1.3 times more likely** to experience **month-long project delays** and **1.7 times more likely** to report **difficulty locating documentation** when preparing for claims and disputes.
- For those already on the digital journey, AI is adding a further layer of gain. More than a **third of digital adopters** already have **integrated AI functionality**. **Two thirds** of these respondents report **saving at least two hours per week per project** on administrative tasks.
- **For the half yet to adopt**, the barriers are primarily **organisational and commercial**, rather than technical, suggesting the gap is one of organisational will rather than technical readiness.

[Read chapter ▶](#)

4

## AI Readiness: The Productivity and Retention Cost of Waiting

- Project managers show strong belief in AI to reduce or streamline their workload, with **58 %** believing **AI could help across their biggest day-to-day challenges**, rising to **65 %** for **administrative tasks**.
- That belief is grounded in a real and significant burden. **Nearly half** of respondents spend **11 or more hours** per week on administrative tasks, equivalent to more than **one full working day every week** spent on tasks they believe AI could help reduce.
- AI has emerged as a clear retention driver, yet organisations are failing to act on it. **More than half** of respondents say they would be **more likely to stay with their current organisation** if it significantly **increased investment in digital tools with AI capabilities**. And yet, **nearly half** report **no current plans to invest**.
- The **barrier to AI adoption is not about jobs, it is about trust**. More than half of respondents cite accuracy and trust in AI recommendations as their primary concern yet, fear of job displacement ranks lowest of all.

[Read chapter ▶](#)

# Methodology

## Survey Design

This report is based on insights from construction industry professionals directly accountable for project delivery outcomes, specifically for on-time and on-budget project delivery. In total, 1,728 qualified respondents participated, from a mix of on-site and office-based roles: 29 % work primarily on-site, 50% split their time between site and office, and 21 % work primarily from the office, ensuring the findings reflect the full range of operational contexts in which mid-project changes are managed.

The data comes from a 37-question online survey conducted in January 2026. [Download the full data](#)

## About PlanRadar

PlanRadar is a leading platform for 360° digital documentation, communication and reporting in construction, facility management and real estate projects, powered by AI. With over 170,000 users in more than 75 countries, PlanRadar enables customers to work more efficiently, enhance quality and achieve full project transparency.

For more information, visit [www.planradar.com](http://www.planradar.com)

## Sectors

Survey respondents emerged from a variety of sectors across construction, including:

-  Project Management/Consultancy (23%)
-  General Contractors (23%)
-  Specialty Contractors (15%)
-  Architecture Firms (10%)
-  Developers/Owners (7%)
-  Asset/Property/Facility Managers (5%)
-  Other construction entities (17%)

## Geographic Scope

A global sample drawn from 14 countries across Europe, the Middle East, and Asia-Pacific:

- |                                                                                        |                                                                                        |                                                                                        |
|----------------------------------------------------------------------------------------|----------------------------------------------------------------------------------------|----------------------------------------------------------------------------------------|
|  DE |  FR |  AE |
|  AT |  HU |  AU |
|  ES |  CZ |  SG |
|  UK |  CH |  MY |
|  IT |  SA |                                                                                        |



**1**

# **Mid-Project Changes: The Impact on Budgets and Timelines**

# Timely responses are the biggest challenge

Delayed approvals and slow responses are the most common challenge in managing project change processes (including RFIs, change orders and variation requests). In practice, this means many teams end up building informal “shadow systems” simply to chase approvals, work that should be automatic, but too often isn’t.

Many teams also struggle with mid-project changes coming in through multiple parties in inconsistent formats, creating friction before the approval process even starts.

Beyond this, the third most common challenge is that teams often lack clear visibility into how changes affect budgets and timelines, making it harder to assess risk and act quickly.



I usually initiate approval processes and sometimes I really wait up to 5 days to get feedback ... I have my back-up team ... [they] keep an eye on these response times and follow up on them.

Heinrich Sommer, Senior Project Manager at AST GmbH

## Top 3 pain points with mid-project changes:

**1** Delayed approvals and slow responses

**2** Inconsistent change request formats

**3** Limited visibility into budget and timeline impacts

# Delayed responses have measurable schedule impact

The challenge of slow approvals isn't just a perception; late responses are the norm. Nearly three-quarters report that approvals or responses are often received after agreed timeframes or SLAs.

The impact is both widespread and material, with delayed responses or approvals creating significant schedule disruption. One in four respondents estimate they typically add more than a month to project timelines.

Commercially, a delay of more than a month can quickly escalate costs, extend resource commitments, and increase contractual exposure across the project.

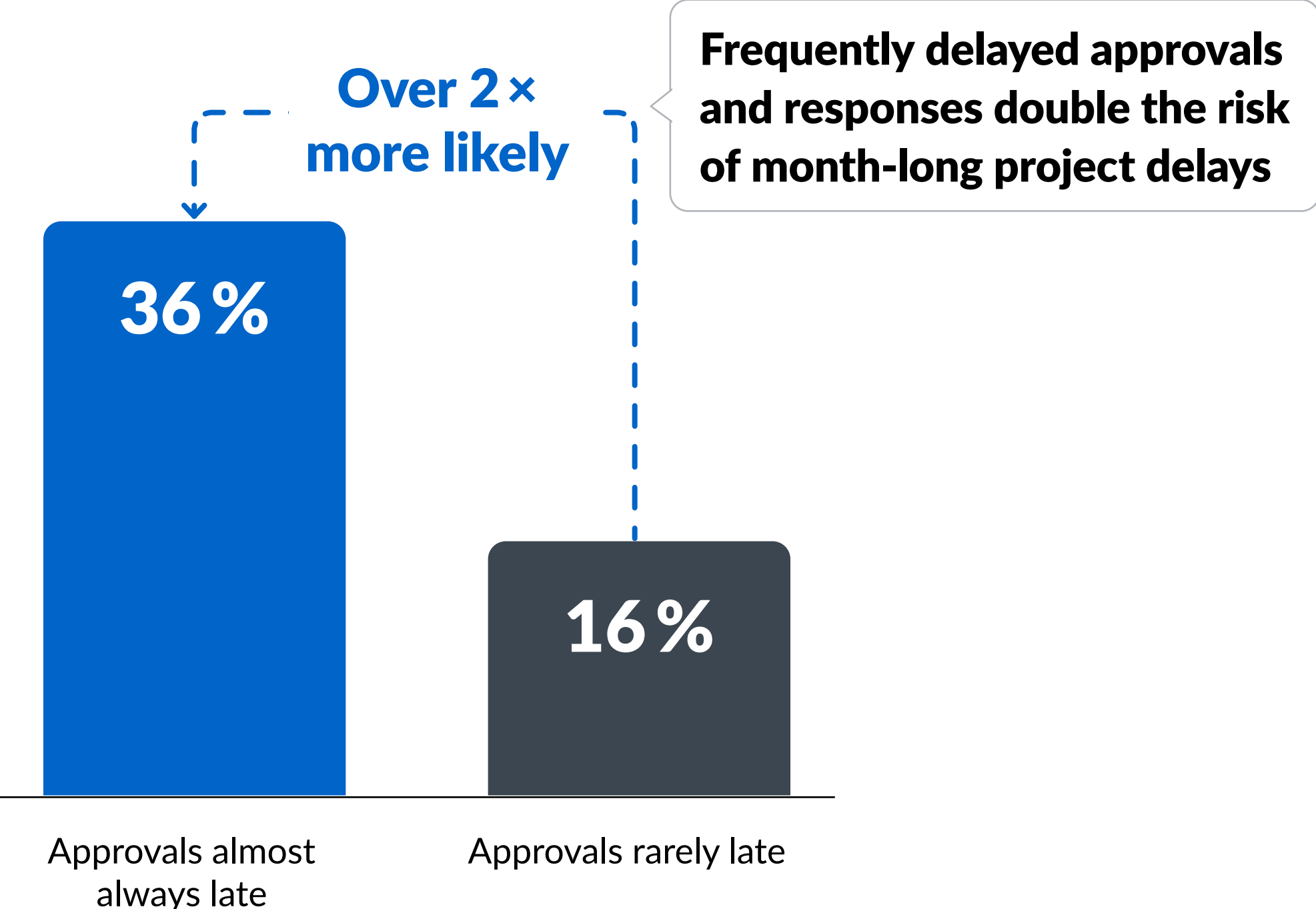
This effect is even more pronounced for teams that experience late approvals most frequently. Among respondents who almost always face delayed approvals, project timeline delays of a month or more are over twice as likely compared to those where lateness is rare.

Importantly, even when delays don't stretch beyond a month, most teams still report timeline impacts of several weeks, suggesting that schedule disruption from mid-project changes is widespread rather than exceptional.




**One in four** respondents report month-long timeline impacts from delayed approvals

Rate of respondents reporting project timeline delays of more than one month:



# Mid-project changes are driving budget overruns

## The common cause



**2 in 3**

say mid-project changes lead to budget overruns in many or most of their projects

Mid-project changes range from minor material substitutions to major scope changes that formally alter design, timelines or cost. Two-thirds of respondents say these changes lead to budget overruns in many or most projects, turning what should be a manageable variable into a recurring financial risk.

## What this means in practice

On a typical mid-sized commercial or multi-unit residential project valued at approximately €10 million:

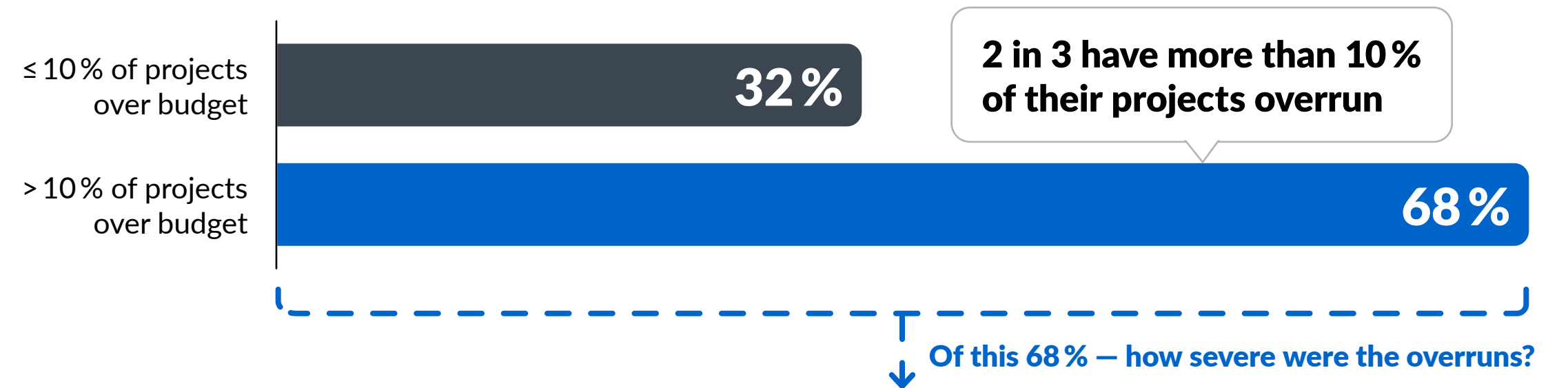
**€1M – €2.5M**

in unplanned additional costs per overrunning project.

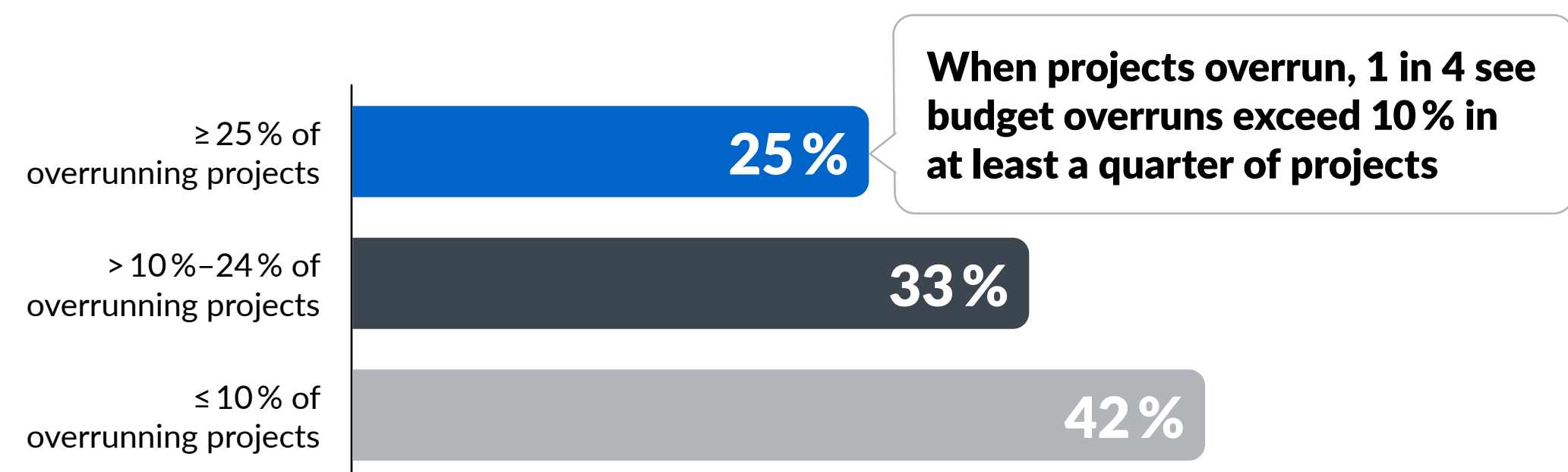
## The scale of budget overruns

A lack of clear visibility into how mid-project changes affect overall budgets and timelines is one of the top challenges cited by respondents. The data suggests that this blind spot is associated with real financial consequences. When budgets are exceeded, the financial impact is substantial. Of those experiencing overruns, 1 in 4 respondents say at least a quarter of their projects exceed budget by over 10%.

## Rate of projects with budget overruns (last 2 years)



## Severity of overruns – within overrunning projects

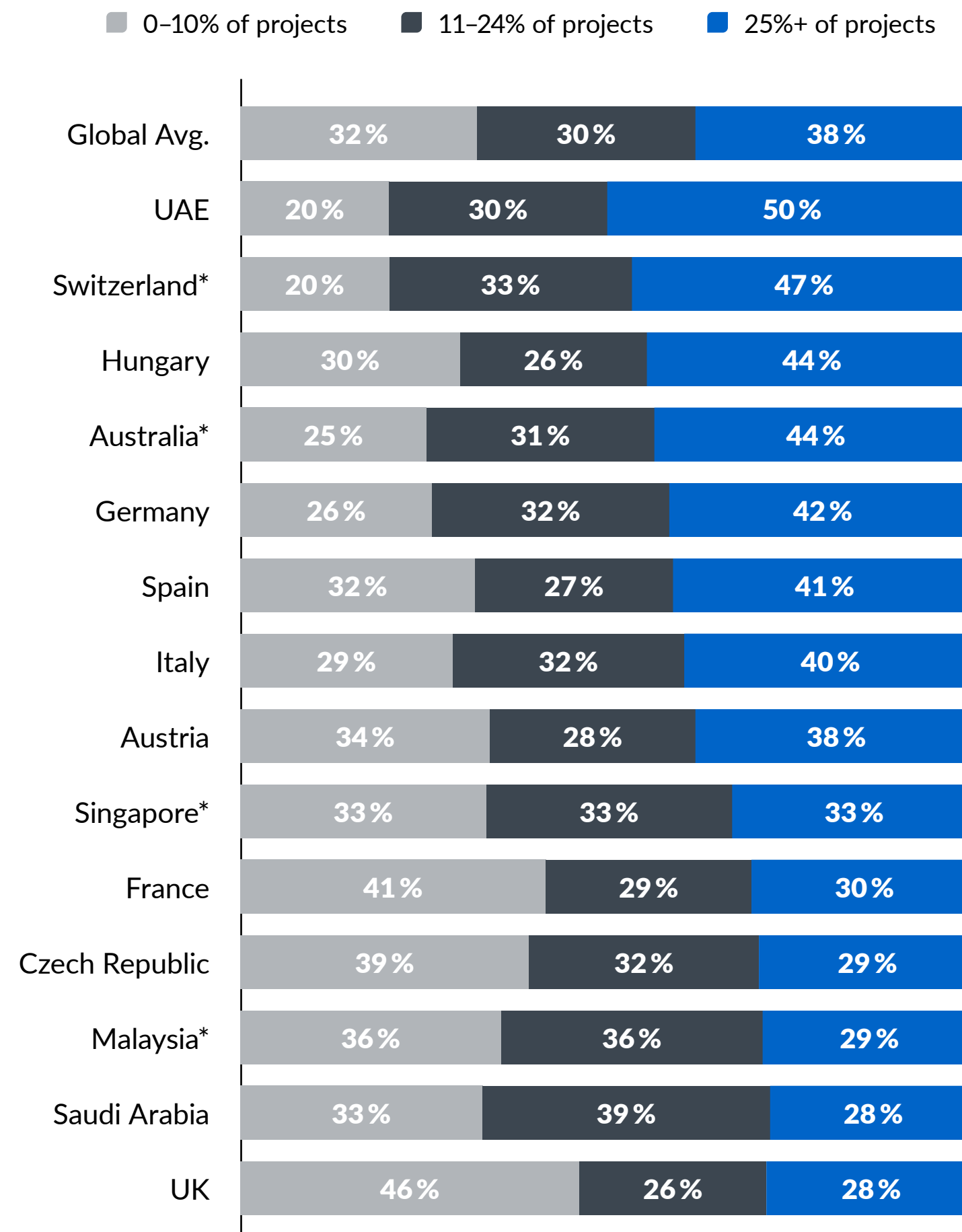


# Budget overruns and the role of mid-project changes, by market

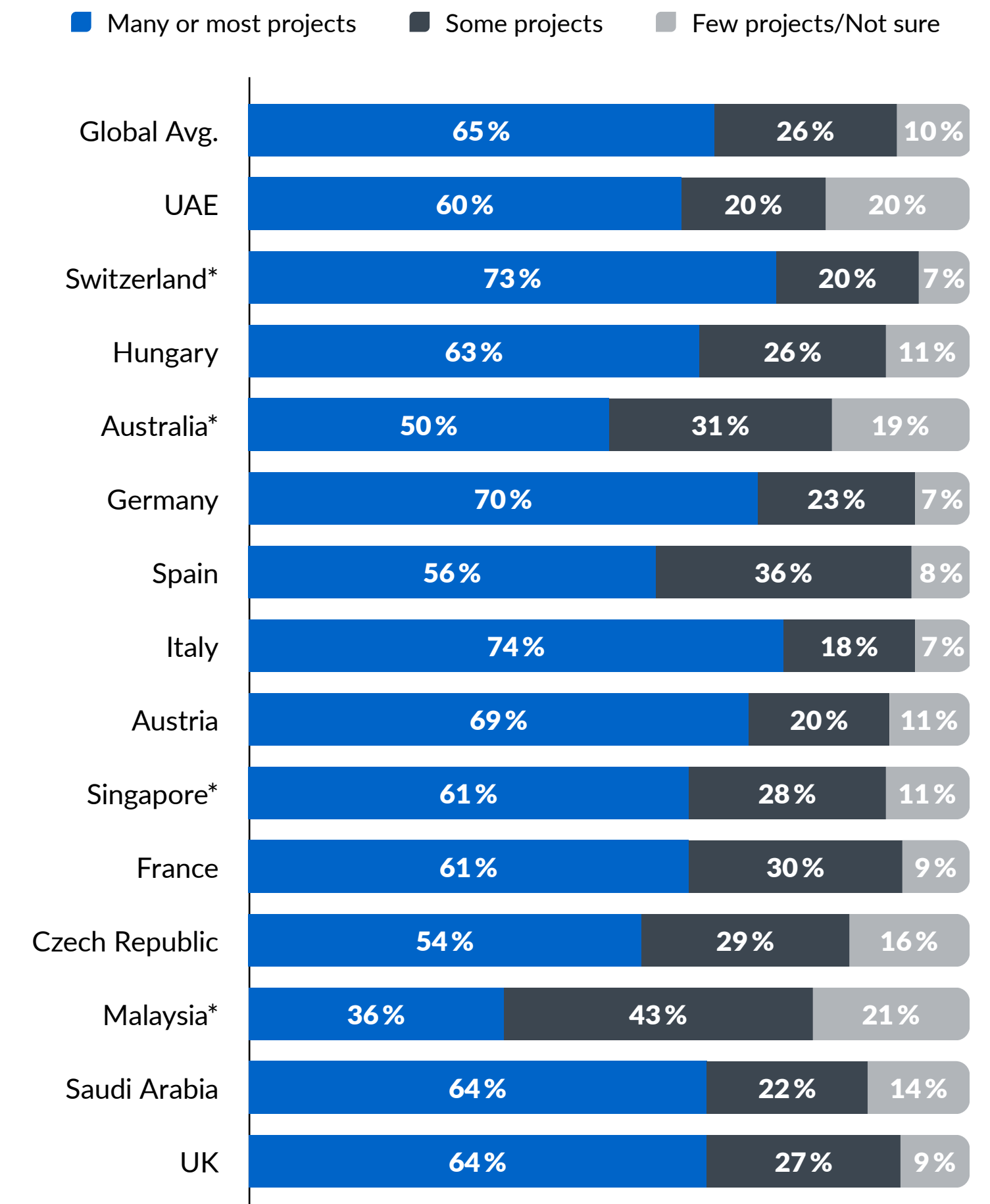
The number of projects that go over budget, and how commonly mid-project changes are reported as a cause, vary considerably among respondents across countries.

- Italy, Germany and Austria report above-average budget overrun rates and are among the most likely to attribute mid-project changes as a common cause. This suggests a more direct and structural relationship between change management and budget performance in these markets.
- UAE and Spain both report above-average portfolio overrun rates, yet rank below the global average on the share reporting mid-project changes as a common cause, suggesting other factors may also be contributing to budget overruns in these markets.
- The UK reports the lowest rate of projects with budget overruns with nearly half of respondents reporting minimal overrun rates, yet one of the highest share of mid-project changes as a common cause, suggesting that stronger overall process control, rather than fewer changes, is the distinguishing factor in this market.

Rate of projects with budget overruns (last 2 years), by country



Rate of respondents reporting mid-project changes as a common cause of budget overruns, by country



\* Small sample (n < 20): interpret with caution


# Unclear ownership undermines cost control

While mid-project changes frequently extend timelines and budgets, accountability within the approval process remains unclear.


Nearly half of respondents say it is difficult to identify who owns a change request as it moves through the approval workflow, and this lack of clarity carries a direct financial cost.

More than a third fail to recover most additional change-related costs, with overruns absorbed rather than redirected to the responsible party.

The link between ownership clarity and cost recovery is clear. Among respondents that can easily track ownership of change requests through the approval process, 69% report strong cost recovery. Where ownership is difficult to track, cost recovery is notably lower.



**Nearly half** say it is difficult to identify who owns a change request



**More than a third** fail to recover most additional change-related costs



**What makes cost recovery more likely?**

**69%**

of respondents who easily track ownership of change requests recover the majority of costs

**2**


# **Scattered Records: The Hidden Risk Behind Claims and Disputes**

# Most projects absorb the impact rather than escalate to dispute

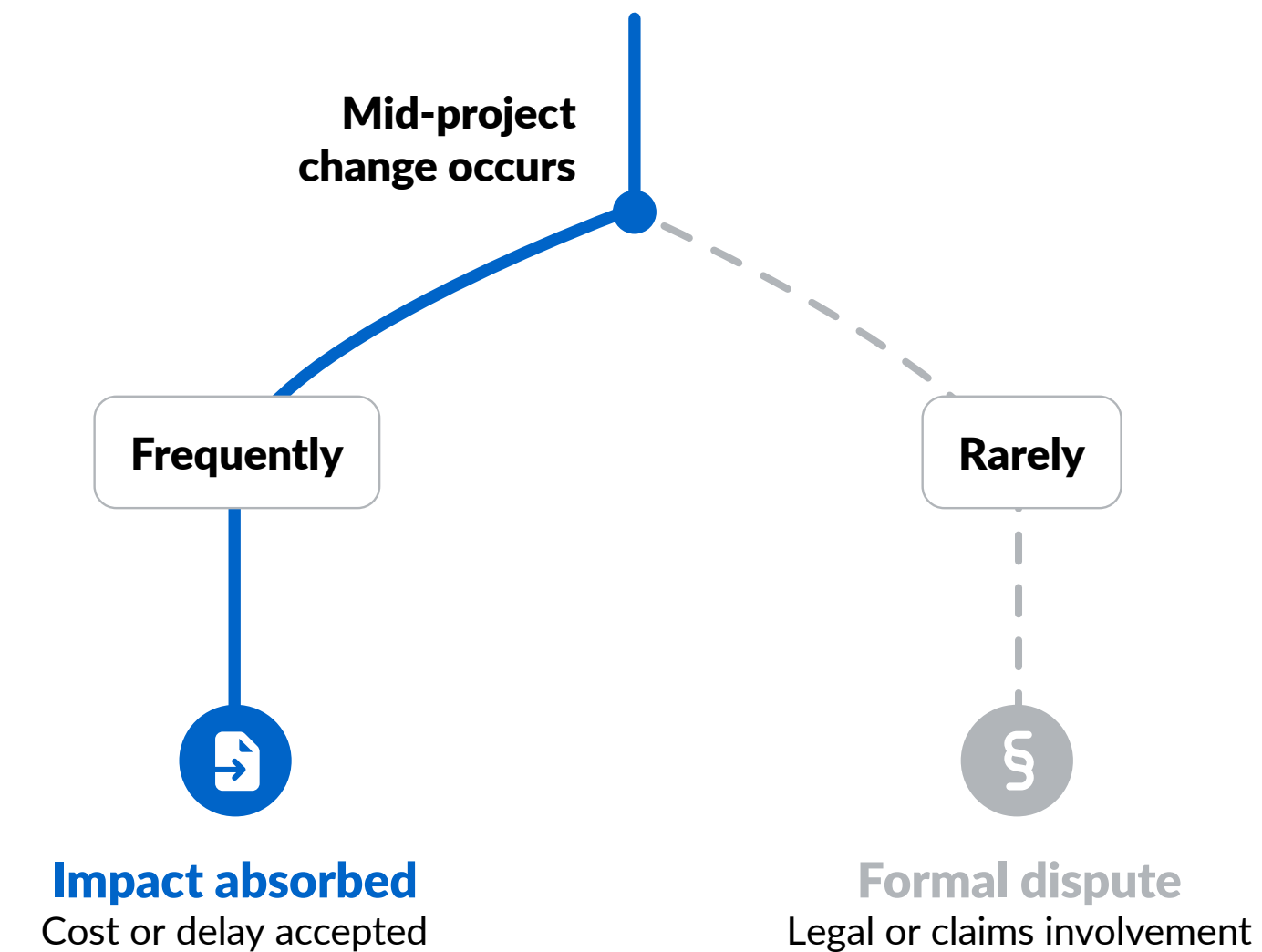
The delays and budget overruns described in the previous chapter are widespread, experienced across the majority of respondents' projects. Yet formal escalation remains rare. Nearly two-thirds of respondents report that fewer than 5% of their projects escalate into a dispute requiring legal or claims involvement.

This suggests that project managers absorb the impact of mid-project changes rather than contest them. Overruns get folded into the project budget and delays are accepted as part of the timeline. Where possible, issues get resolved before they grow into something larger. The result is that responsibility for cost impacts quietly goes unresolved. Teams experience real and material consequences, but rarely take them to a formal dispute, let alone a courtroom.

Yet if a project does escalate, little matters more than whether there is a clear, traceable record of events.



**Nearly two thirds** of respondents report that **fewer than 5%** of projects escalate into a dispute requiring legal or claims involvement



# Reconstructing project events is a common operational burden

Whilst formal disputes may be rare, teams frequently face the burden of reconstructing project events. Only 5% of respondents say they never need to reconstruct project history for disputes or claims, demonstrating that nearly everyone faces this operational burden regardless of whether issues formally escalate.

As a recurring operational task, the time and effort required to reconstruct project events is likely shaped by how documentation is captured and managed across the project lifecycle. Nearly eight in ten respondents say that at least half of their documentation lives in unconsolidated communication channels: emails, phone calls, text messages, and verbal instructions.

What should be a straightforward process of referencing a central audit trail instead becomes a search across scattered information. The complexity is compounded by the fact that responsibility for project impacts is rarely attributable to a single party. Establishing accountability across multiple parties requires detailed traceability, and unconsolidated documentation makes that very hard to achieve.



Redirecting costs mid-project is straightforward enough, but whether the party actually responsible is held accountable in the end is another matter entirely. In most cases, rarely is only one party at fault. A degree of responsibility must be determined across multiple parties.

Senior Project Manager in Austria

Only

5%

of respondents say they **never** need to **reconstruct project history** for disputes or claims



Nearly **8 in 10** say that the **majority\*** of their documentation lives across **unconsolidated communication channels**: emails, phone calls, text messages, and verbal instructions

\* Respondents saying that at least half or more of their documentation lives in unconsolidated communication channels

# Documentation practices shape confidence in proving responsibility

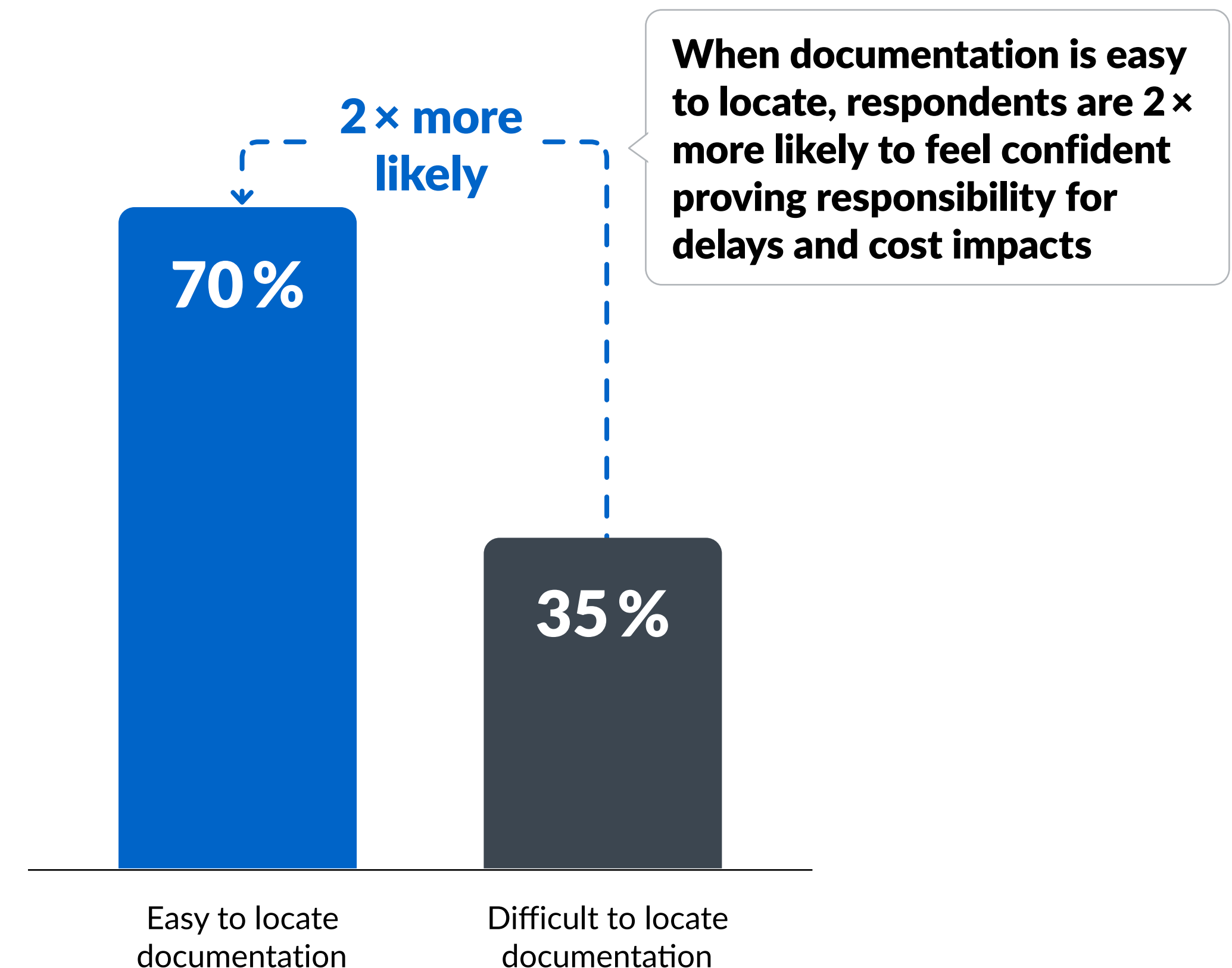
When documentation is centralised and easy to find, teams are more likely to feel more confident if a dispute arises.

Respondents who can easily locate documentation when preparing for claims or disputes are twice as likely to feel confident proving which party was responsible for delays and cost impacts.

By contrast, respondents who report that most documentation lives in unconsolidated communication channels (email threads, text messages, phone calls) report the lowest confidence in proving which party was responsible for project impacts.

The findings suggest a clear relationship between documentation structure and confidence: the easier it is to assemble a clear account of events, the more confident project managers feel defending their position.

Rate of respondents confident their records clearly show which party was responsible:



# Disputes escalate more often where confidence is low

Where respondents report a lack of confidence in demonstrating which party was responsible for delays or cost impacts as a result of mid-project changes, the risk of above-average dispute escalation is 75% higher than among those who feel very confident.

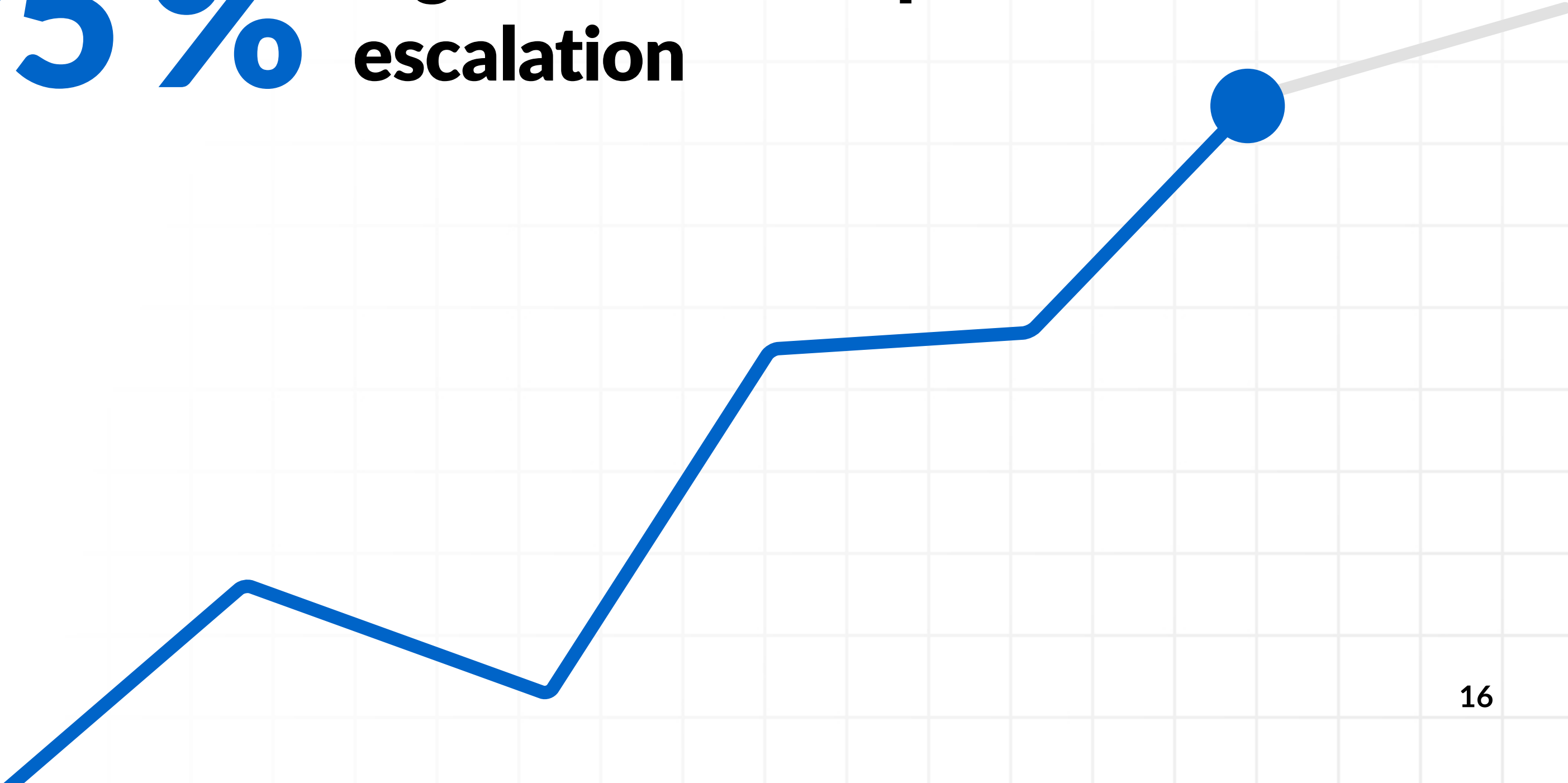
This pattern suggests that dispute frequency is influenced not only by project outcomes, but also by a team's ability to clearly demonstrate responsibility. When project impacts cannot be confidently attributed, disputes requiring legal or claims team involvement are more likely to persist and escalate.

The practical implication is operational. If a project reaches the point of a formal dispute, traceability becomes critical: a clear, structured, findable record of decisions, approvals, changes, and their impacts. Unconsolidated communication and hard-to-locate documentation make that more difficult.

**How well could your project records prove who caused a delay or cost overrun?**

**Low confidence? Expect:**

**↑ 75% higher risk of dispute escalation**



3

# **Digital Adoption: Strong Returns for Adopters**

# Digital platforms deliver measurable operational gains

More than half of respondents are already using a central digital tool to track mid-project changes and document claims evidence. For the remainder, the evidence to take the leap into adopting technology is compelling.

Among those who have adopted central digital tracking for RFIs, variation requests and submittals, four in five respondents report an improvement in their ability to control costs or protect project margins, including one in four describing that improvement as significant.

When asked what specific improvements they have observed since implementing central digital change tracking, better visibility into ownership at each stage of change approvals emerges as the most common benefit, selected by more than half of adopters. This makes it easier for teams to identify and engage the right stakeholders during the approval process.

Crucially, more than a third of adopters report faster approvals and responses, aligning with the industry's most common pain point: that response times for change approvals and responses are often delayed.

**More than half** have already adopted a central digital tool to track mid-project changes




**Among those adopters:**

**4 in 5** report improved ability to control costs or protect project margins

**Other improvements reported by adopters:**

**Increased visibility**




More than half report better visibility into who has ownership at each stage of change approvals

**Change history evidence**



More than a third report it's easier to prove change history in disputes or claims

**Faster approvals**



More than a third report faster approvals and responses

# Non-adopters face higher project delay and documentation risk

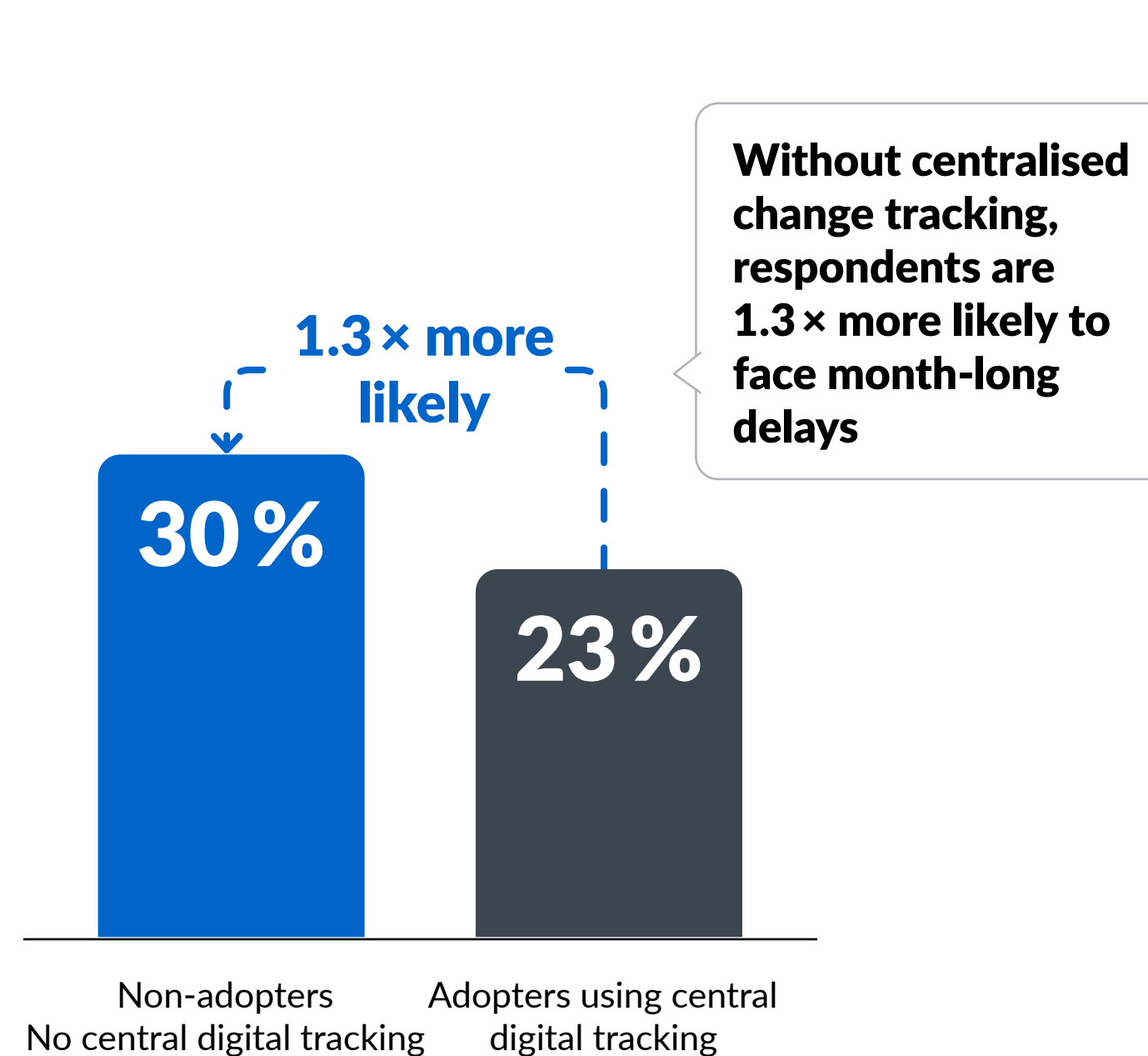
Data shows that mid-project changes routinely drive delays, budget overruns, and disputed accountability, and managing them without a centralised digital system suggests higher operational risk.

Respondents who do not track project changes within a central digital tool are 1.3x more likely to experience month-long delays, highlighting the operational risk of managing project changes without central visibility and reinforcing the commercial risk associated with fragmented change processes.

Nearly half of non-adopters also struggle to locate documentation records and are 1.7x more likely to report difficulty locating documentation when preparing for claims and disputes. When contractual defensibility depends on clear audit trails, this exposes an operational weakness, one that centralised digital systems are designed to address.

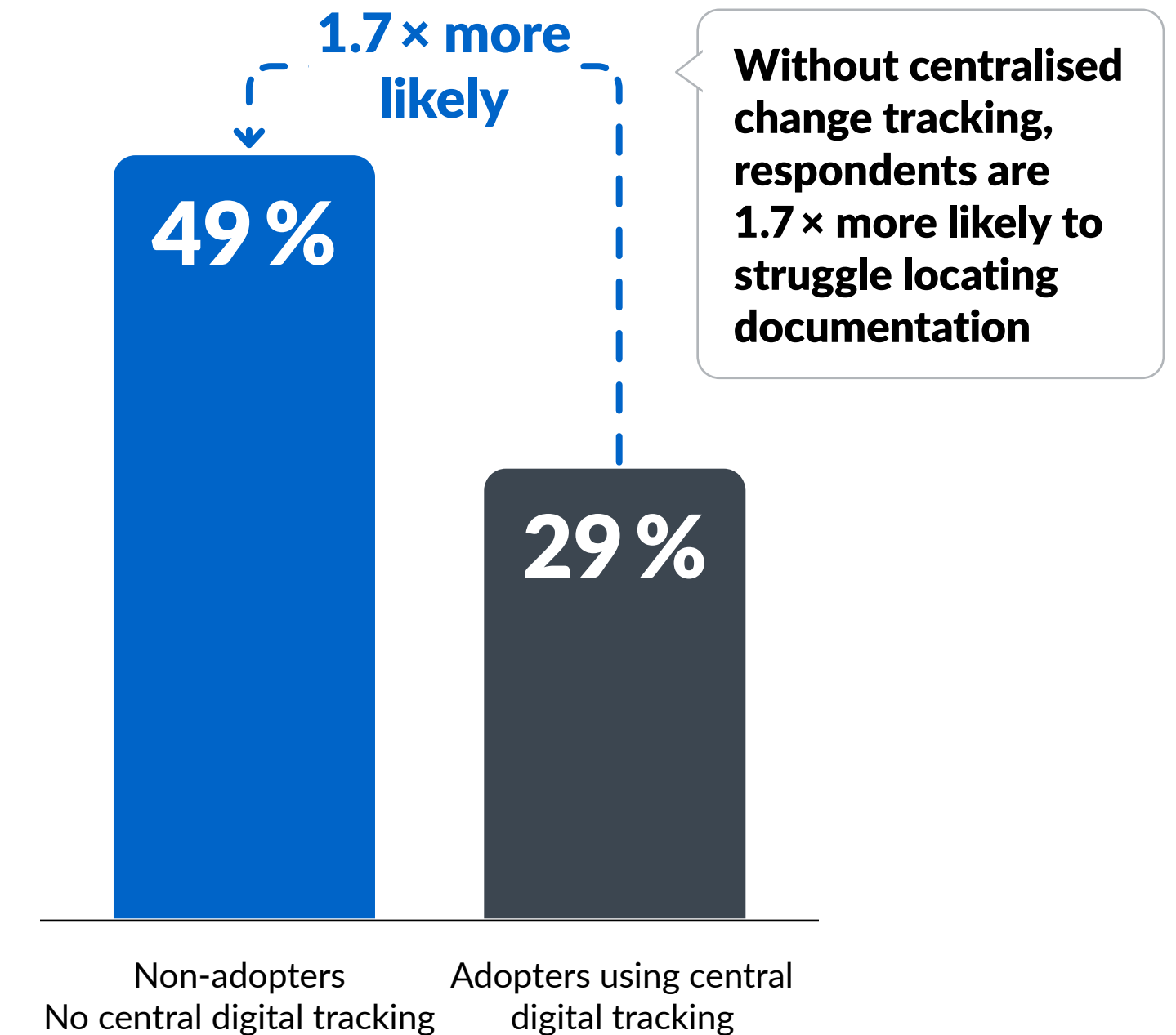
## Project delay risk

Rate of respondents reporting project timeline delays of more than one month:



## Documentation risk

Rate of respondents reporting difficulty in locating documentation when preparing for claims or disputes:



# AI is here and saving project teams hours every week

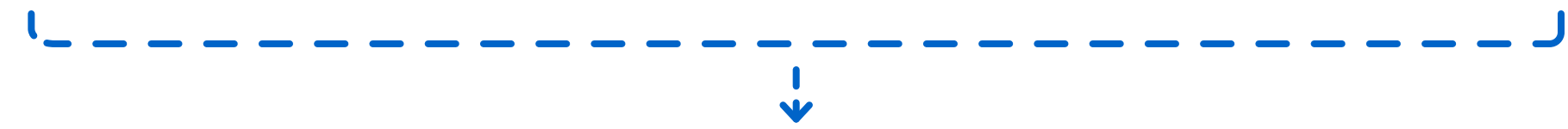
Among respondents using a central digital tool, more than a third already report integrated AI functionality, signaling that AI is emerging as a meaningful component of digital change management tools.

Its impact is already measurable. Two-thirds of respondents using tools with integrated AI report saving at least two hours per week, per project, on administrative and coordination tasks.

When asked where AI provides the greatest support, responses directly address the most persistent challenges in project change processes. The strongest reported benefit is faster approvals and responses, tackling the most common pain point: delayed approval times. Adopters of AI-enabled tools also report fewer delays caused by lost or unclear requests, suggesting integrated AI is also reducing the friction created by poor change request visibility and quality.

For teams yet to adopt AI, standing still increasingly means falling behind. Nearly three-quarters of digital adopters without AI are already planning to introduce it, with one-third committing to a timeline within the next three years.

**More than a third of digital adopters already have AI integrated in their tools**



**Among those adopters:**

**2 in 3 report saving at least two hours per week, per project, on administrative and coordination tasks**

**AI benefits tackle the biggest pain points:**



Faster approvals and responses



Fewer delays caused by lost or unclear requests

# Adoption barriers are organisational and commercial

The project gains from adopting a central digital tool to manage mid-project changes are clear, yet nearly half of respondents have not taken advantage of the opportunity. When exploring why this is, the barriers identified are primarily organisational and commercial.

People-related challenges, including resistance to change and a lack of internal skills, are identified by just under half of respondents. Commercial concerns are equally prominent, with respondents pointing to implementation costs and an unclear return on investment. Technical barriers such as integration challenges or data security concerns are cited by fewer than a third.

While many teams recognise the cost of fragmented mid-project changes, adoption of centralised digital control remains uneven. The survey evidence shows that respondents using a central digital tool report stronger cost control, fewer project delays and get faster response times.

The tools exist, the case for adoption is clear, and the cost of not acting is measurable. For those already on the journey, AI is beginning to amplify the performance gap but only for those who have first established that foundation.

## Barriers to adopting digital tools for mid-project changes:

**45 %**

report people-related challenges



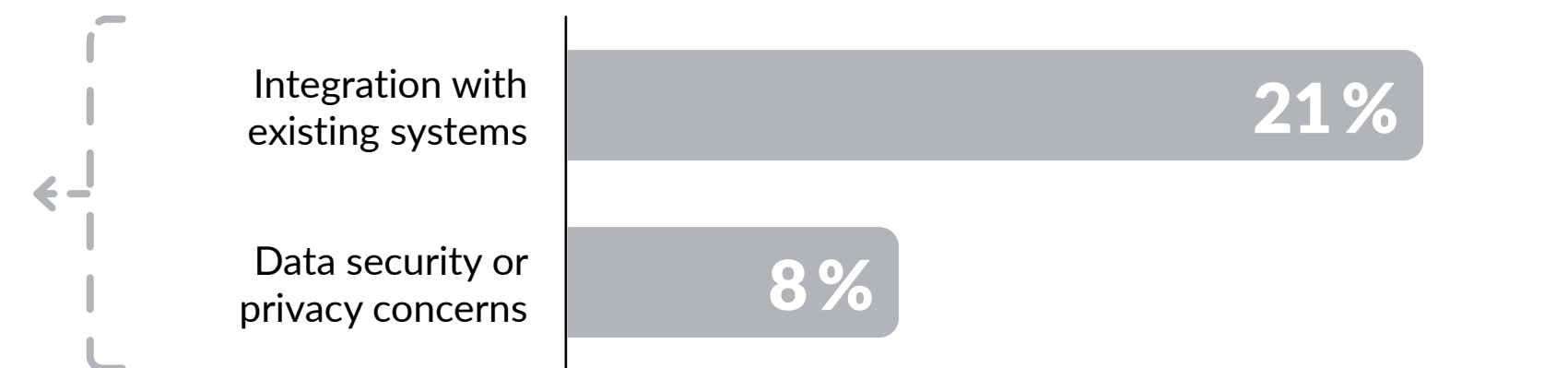
**44 %**

report commercial concerns



**29 %**

report technical barriers

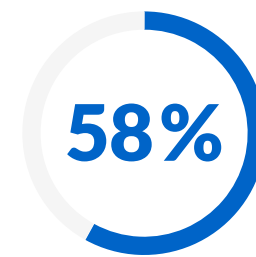


**4**

# **AI Readiness: The Productivity and Retention Cost of Waiting**

# Belief in AI is strong, and the admin burden it addresses is significant

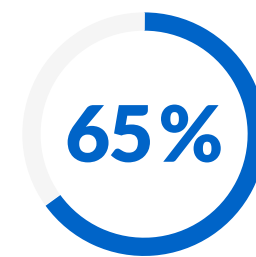
There is strong belief in AI to reduce or streamline the workload of Project Managers:



**believe AI could help reduce workload across their biggest day-to-day challenges**

Respondents highlighted their top 2 day-to-day challenges as:

- Keeping projects on schedule
- Managing mid-project changes



**believe AI could streamline their biggest admin time drains**

Respondents highlighted their top admin drains as:

- Clarifying change orders with the original requester
- Coordinating approvals across stakeholders
- Consolidating scattered communications

**~1 in 3** across both areas say they need to see AI in practice before fully understanding its benefits



Tasks that would have taken a specialist or an agency, I now have in seconds. I let the AI make a suggestion, look it over and say: oh my goodness, I would never have thought of that.

Heinrich Sommer, Senior Project Manager at AST GmbH

Administrative burden is significant:

Nearly half spend

**11+** hrs

on administrative tasks per week, which is equivalent to more than one full working day

Weekly admin



**What this means in practice:**

A substantial portion of project time is consumed by administrative tasks that respondents believe could be reduced or streamlined through AI

# Investment in AI tools is early but growing

AI investment is still early-stage across both pre-construction and execution phases, with nearly half of respondents reporting no current plans to invest in digital tools with AI capabilities. Where active implementation is underway, it is slightly more advanced in pre-construction than in construction, suggesting AI is currently seen as more applicable in planning-focused stages of a project.

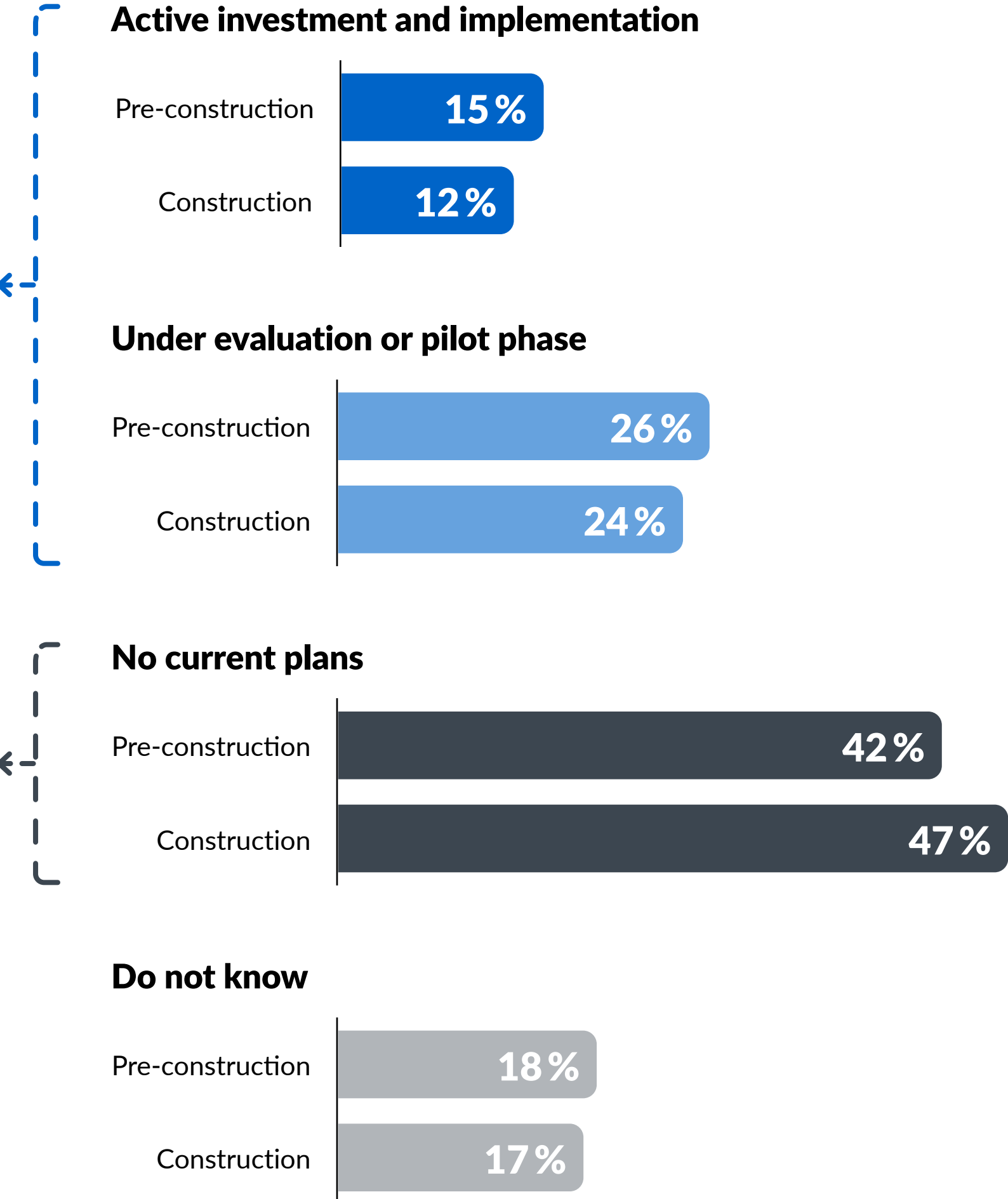
Notably, over one third of respondents are already evaluating or piloting AI solutions, indicating a growing pipeline of adoption, even where full implementation has not yet begun. Even for those already using AI tools actively, finding where they add the most value within established project workflows takes time.

For organisations weighing that decision, the data suggests that both project performance and personal satisfaction are influenced by AI.

## Investment in AI-enabled digital tools for project management

**Over 1 in 3** are already investing or actively evaluating digital tools with AI capabilities

**Nearly half** report no current plans to invest in digital tools with AI capabilities




# AI investment is a meaningful retention driver

AI investment is becoming a retention strategy. More than half of respondents report they would be more likely to stay with their current organisation if it significantly increased investment in technology and AI tools to support their day-to-day work, with one in four stating they would be significantly more likely to stay.

This places AI investment alongside some of the most established drivers of employee retention. Wellbeing, career development, and recognition have been consistently identified by global research as the primary reasons people stay with or leave their organisations.


For construction organisations competing for experienced project management talent, investment in AI-powered tools can help retain leading talent and stay ahead of the competition.



**More than half** would be more likely to stay with their current organisation if it significantly **increased investment in technology and AI tools**

including **1 in 4** who would be significantly more likely to stay

## Key drivers of employee retention, according to global research

 **Wellbeing** 60% rate as very important to employment decision<sup>1</sup>

 **Career development** #1 cited departure reason<sup>2</sup>

 **Recognition** 45% less likely to leave when recognition is high-quality<sup>3</sup>

<sup>1</sup>Gallup. (2025). Global Indicator: Employee Retention & Attraction. Retrieved March 2026 from [gallup.com/467702/indicator-employee-retention-attraction.aspx](https://gallup.com/467702/indicator-employee-retention-attraction.aspx)

<sup>2</sup>Work Institute. (2026). Retention Report 2026: Employee Turnover Insights and Trends in 2025. [workinstitute.com/retention-reports](https://workinstitute.com/retention-reports)

<sup>3</sup>Gallup & Workhuman. (2024). The Human-Centered Workplace: Building Organizational Cultures That Thrive. [workhuman.com/resources/reports-guides/the-human-centric-workplace-gallup-report/](https://workhuman.com/resources/reports-guides/the-human-centric-workplace-gallup-report/)

# The main barrier to AI adoption is trust, not fear of job loss

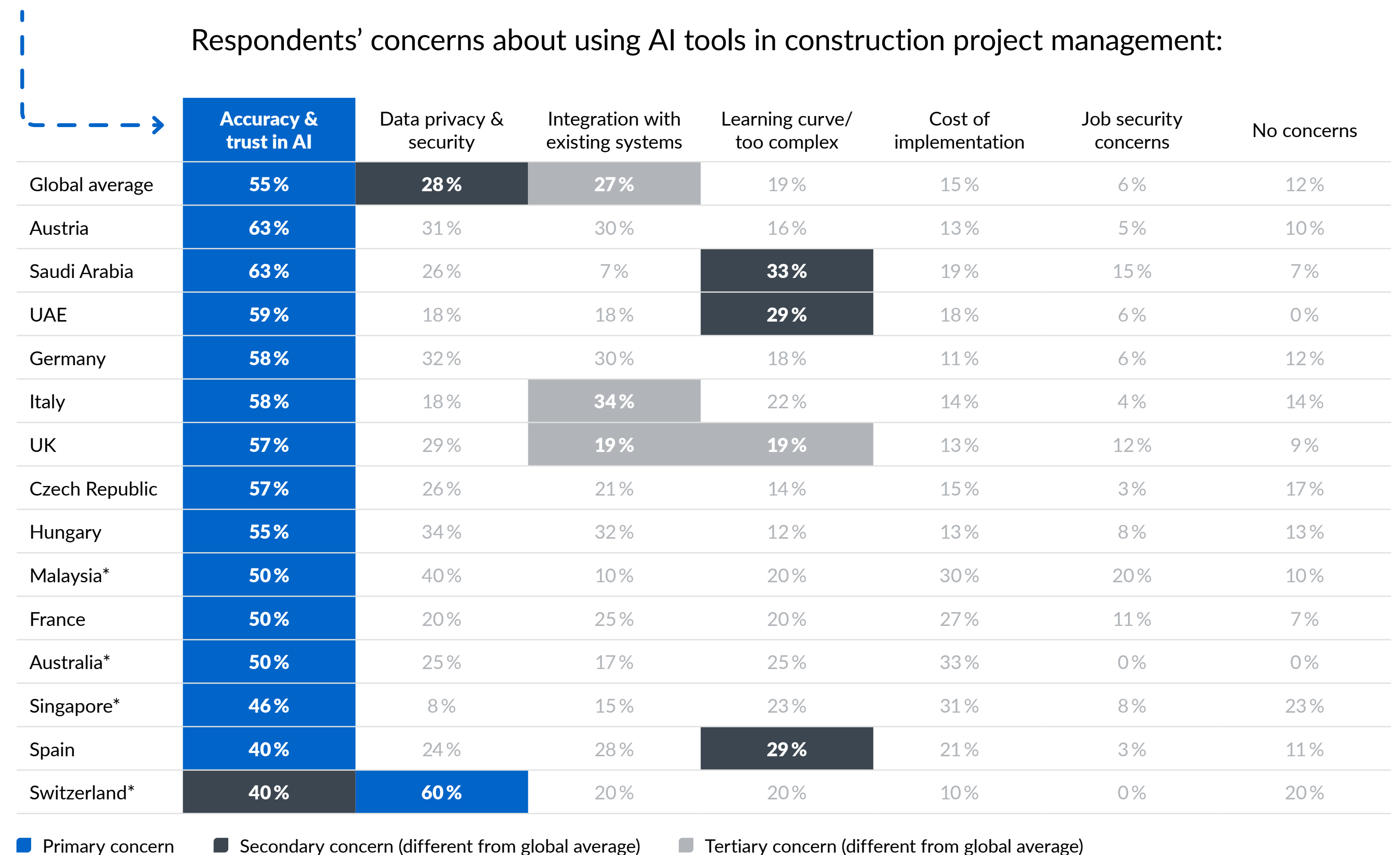
Concerns about using AI in construction project management centre on reliability and data. The dominant issue is accuracy and trust in AI recommendations, identified by more than half of respondents. Data privacy and security, alongside integration with existing systems, follow as secondary concerns. While accuracy and trust lead in every country surveyed, the secondary concerns that follow vary among respondents:

- **Italy** stands out with integration with existing systems as its clear secondary concern, well above the global average and ahead of data privacy.
- **Spain** records notably lower accuracy and trust concerns than any other market, while the learning curve carries more weight, suggesting AI adoption is at an earlier stage.
- The **UK** has just two dominant concerns: accuracy and data privacy, with integration and the learning curve carrying equal and lower weight than in most markets.
- In **Saudi Arabia and the UAE**, the learning curve or complexity of adoption overtakes integration as the primary secondary concern.
- **Switzerland** stands out as the only market where data privacy and security ranks above accuracy and trust as the primary AI concern, suggesting a stronger sensitivity to data-related risk.

What is notably absent across all markets is fear of role displacement. Workforce-related concerns such as job security rank very low globally, suggesting resistance is driven by questions of reliability and readiness rather than fear of who AI might replace.

## 1 in 2 respondents cite accuracy and trust as their main concern in using AI for project management

Respondents' concerns about using AI tools in construction project management:



\* Small sample (n < 20): interpret with caution

5

# PlanRadar: Faster Approvals, Clearer Accountability, Stronger Records

PlanRadar brings together 360° digital documentation, communication and reporting capabilities for project control processes in a single AI-powered platform. This chapter sets out how PlanRadar addresses the four most significant challenges project managers face when managing mid-project changes.

# From request to resolution: clear ownership at every step

Unclear ownership is one of the most direct causes of cost leakage in mid-project changes. Nearly half of respondents struggle to identify who owns a change request as it moves through approval, and more than a third fail to recover the additional costs that result.

PlanRadar addresses this through a structured workflow that moves through a defined collaboration of roles, each with their own permissions, their own fields, and their own moment in the sequence.

Every role can be fulfilled on site via mobile, reducing the gap between a request and a response to minutes:

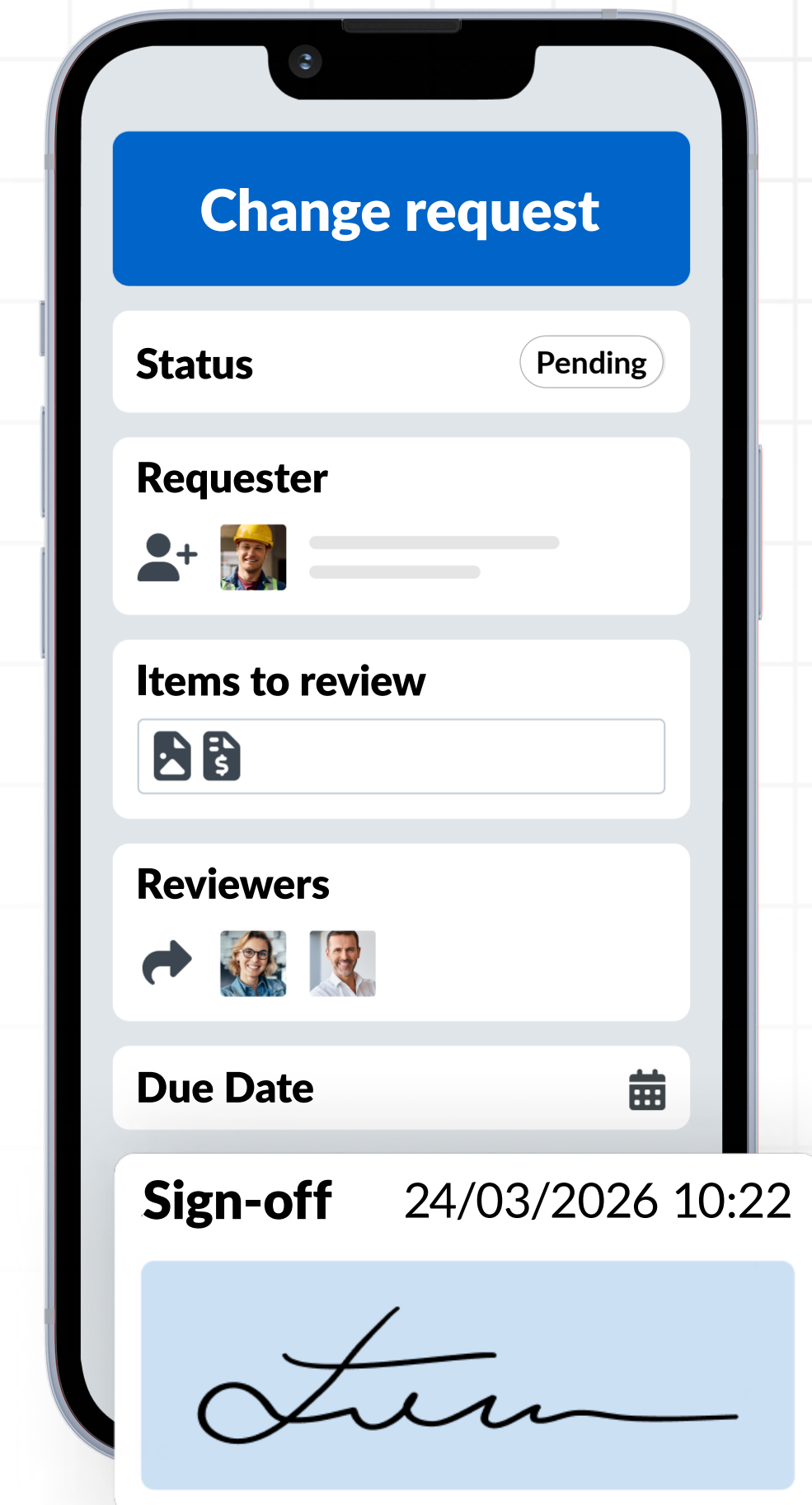
- **On-site requestor** – the subcontractor or site engineer raises the request, flags cost and time impact, and attaches supporting evidence
- **Coordinator** – reviews for completeness, assigns to the right responder with comments and a due date
- **Responder** – designer, architect, or investor representative answers within their dedicated fields
- **Back on site** – the original requester is notified automatically the moment the ticket closes

Each role sees only what is relevant to them. Each action is timestamped and logged. No one needs to chase. No step gets lost.



The company carrying out the work receives a ticket – directly on a smartphone – which includes the specific position on the plan and a description or explanation of the problem or task in the form of a voice note. The person responsible can react immediately in the app, complete the job and respond.

Philipp Anegg, Project Manager at IKK Engineering GmbH



# Turn mid-project changes into a visible cost

Two in three respondents say mid-project changes lead to budget overruns in many or most of their projects, and limited visibility into how those changes affect budgets and timeline impacts rank among their top pain points. On a typical €10 million project, the cost of that blind spot can run to €1M–€2.5M in unplanned additional costs.

In PlanRadar, each change request includes dedicated fields to capture cost and time impact, linked to the contract clause it relates to and the RFI or issue that originated it. With this data, a project manager can see the total value of changes submitted compared to the total value approved, giving real-time visibility of the cumulative financial impact of mid-project decisions via the statistics dashboard.

Where cost impact is disputed or uncertain, PlanRadar's AI Assistant can scan the construction contract directly, checking whether price indexation or inflation clauses apply to a change, or whether an unforeseen condition is covered by a specific contractual provision. Teams get a faster, contract-grounded answer without manually searching through documentation.



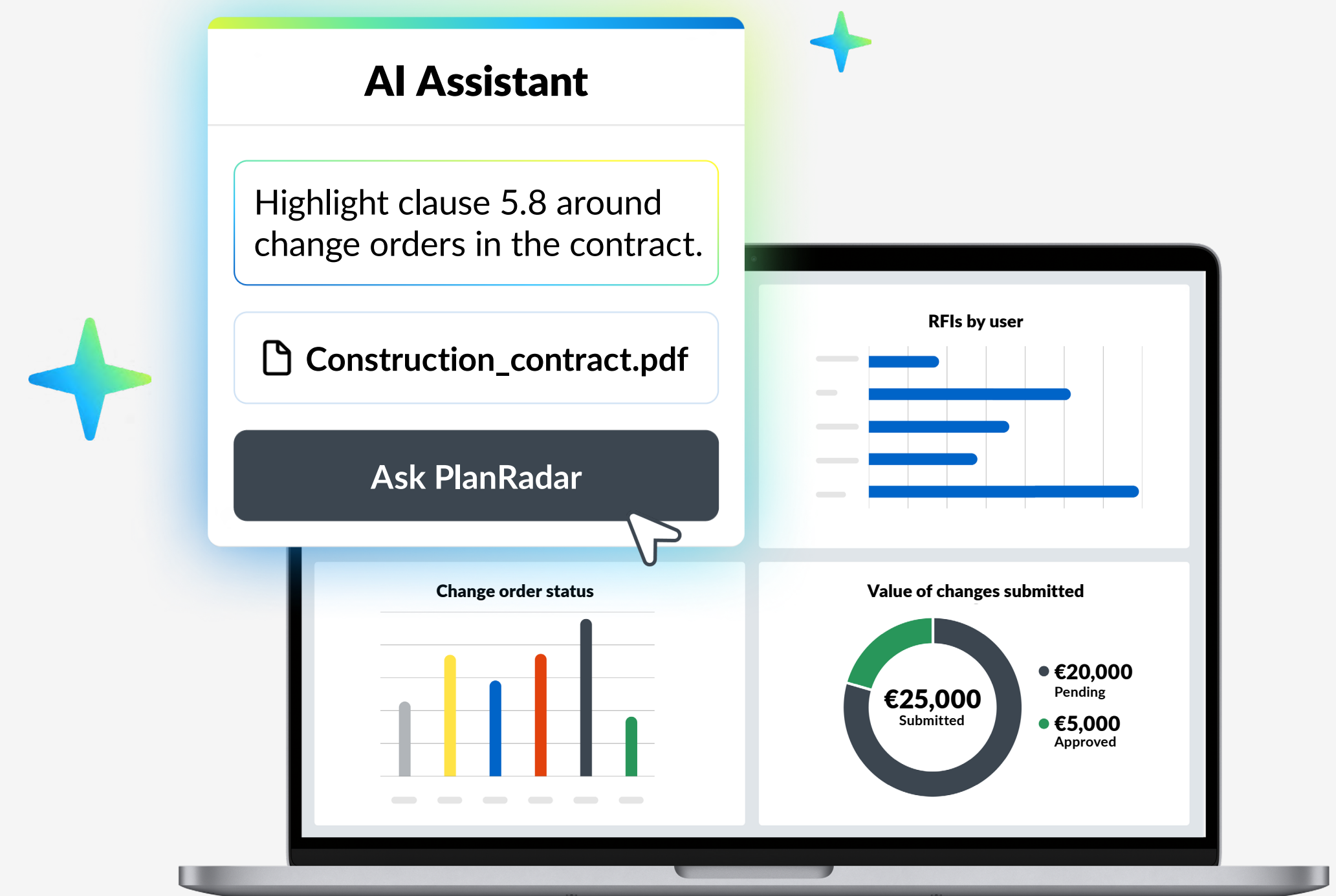
**We've implemented PlanRadar at our OBHUR entertainment project – it's helping us monitor tasks across a massive 130,000 sqm area. We can assign tasks, track accountability, and oversee progress in ways we couldn't imagine before.**

Nidheesh Vidyadharan, Planning Manager, Shapoorji



# 90%

of PlanRadar customers report a reduction in rework, one of the most significant hidden drivers of budget overruns.



# From scattered records to a complete visual of every build

Nearly eight in ten respondents say the majority of their project documentation lives across emails, phone calls, and text messages.

PlanRadar captures every RFI, submittal, change order, approval, and photo in a single structured system, pinned to the exact location on the plan where it was recorded. When a dispute arises, the evidence is already assembled.

## SiteView 360°: Nothing Gets Missed

Where conventional site documentation relies on a handful of photos taken from a single angle, SiteView 360° gives every project a continuous visual record of the build at every stage. A simple site walk with a helmet-mounted camera captures the full physical reality of the project, including what is inside walls before they are closed.

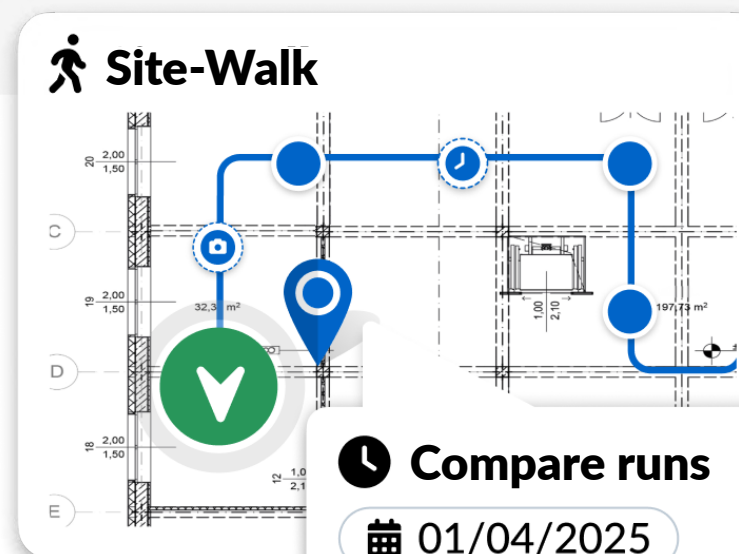
This record does more than document progress. When a change request is raised, imagery from that location attaches directly to the request, giving remote reviewers the physical context to decide faster and with more confidence. If a dispute arises, the historical sequence of site captures provides a timestamped record that is already located on the plan and linked to the relevant tickets.

The result is a shift from reconstruction to reference. Instead of assembling evidence from scattered sources after the fact, project teams have a living record they can navigate in seconds.



Every week I see the exact same spot and can directly compare the old status with the new one. I no longer have to wonder where a photo is or if I've overlooked something - everything is stored in the right place on my platform.


Philipp Chmelar, Local Site Supervisor, BMC Chmelar GmbH



### Compare runs

01/04/2025

01/04/2026



# Built to meet deadlines. Protected when they aren't.

Delayed approvals and slow responses are the single biggest challenge in managing mid-project changes. Nearly three quarters of teams report that approvals are often received after agreed timeframes.

PlanRadar keeps approvals moving with due dates, immediate notifications, and real-time visibility of where every RFI and submittal sits in the approval sequence. Coordinators can see at a glance where the process has stalled, without needing to follow up manually.

Where contractual timeframes are at risk, PlanRadar's AI Assistant adds a further layer of protection. If a response or approval is being delayed by another party, AI can scan the construction contract to check whether a notification obligation exists, what the contractual timeframe requires, and whether the right to claim for the resulting delay is at risk of being forfeited. Teams get a contract-grounded answer in seconds rather than hours, at exactly the moment it is needed.





Among teams using tools with integrated AI, two thirds save at least two hours per week per project on administrative tasks alone. For project managers that is time returned to the work that moves projects forward.

PlanRadar is built to make this transition straightforward. Implementation is measured in days rather than months. The platform adapts to the way a team already works rather than requiring processes to be rebuilt around it, and when processes or regulations change, the platform changes with them.

The tools to close the project control gap are available. The question is how quickly teams choose to use them.



### Approval workflow

-  **Request submitted**  
Yesterday
-  **Coordinator review**  
Yesterday
-  **AI check of construction contract**  
Today
-  **Signed-off**  
Today



PlanRadar is a leading platform for 360° digital documentation, communication and reporting in construction, facility management and real estate projects, powered by AI. With over 170,000 users in more than 75 countries, PlanRadar enables customers to work more efficiently, enhance quality and achieve full project transparency.



At CBRE, we are always on the lookout for new digital tools that add value to our customers and make our work easier for our employees. With PlanRadar we have found a product that meets both requirements – and a team that knows the market, listens and constantly evolves the product.

